

Quintus

TIMBER LINING

For more information visit
quintustimber.com.au



INSTALLATION GUIDELINES

To achieve the best results with your Quintus timber lining, please read these guidelines prior to installation.

Quintus timber lining is designed to be secret-nailed with a stainless steel brad through the tongue of the board, in conjunction with a panelboard adhesive applied to the joists, as per the adhesive manufacturer's instructions.

The lining boards have been dried to an optimum moisture content. Because every installation will be different, it is necessary to acclimatise all your lining boards to their new environment by removing any packaging and laying the boards separated in the area of installation for 24 to 48 hours.

Where the lining boards are to be used in a ceiling, the following maximum spacings are recommended.


- Above joists or rafters: 600 mm - 900 mm
- Below joists or rafters:
 - Slimline - 450 mm
 - Wideboard - 600 mm

Where the lining boards are to be used as a wall cladding, either vertically or horizontally, boards should be fixed at centres to a maximum of 600 mm, and for diagonal installations 800 mm.

Quintus timber lining boards are machined to fit neatly with minimal force, and therefore clamping of boards is not necessary.

Where being installed as a ceiling under a sheet metal roof, it is necessary to use roof sarking between the roofing material and the ceiling. This is to prevent condensation from the metal roof collecting on the boards and causing warping of the boards.

Quintus timber lining boards are not recommended for high moisture situations.



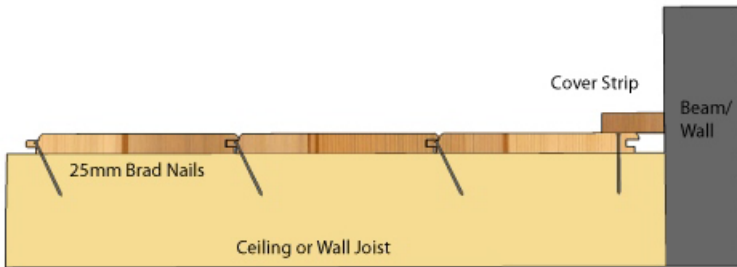
Please note:

Timber is a product of nature. It therefore displays its own unique features and tones in its appearance and structure. Because of its unique structure, even fully kiln-dried timber used in covered situations can be prone to minor movement with changes in temperature and moisture.

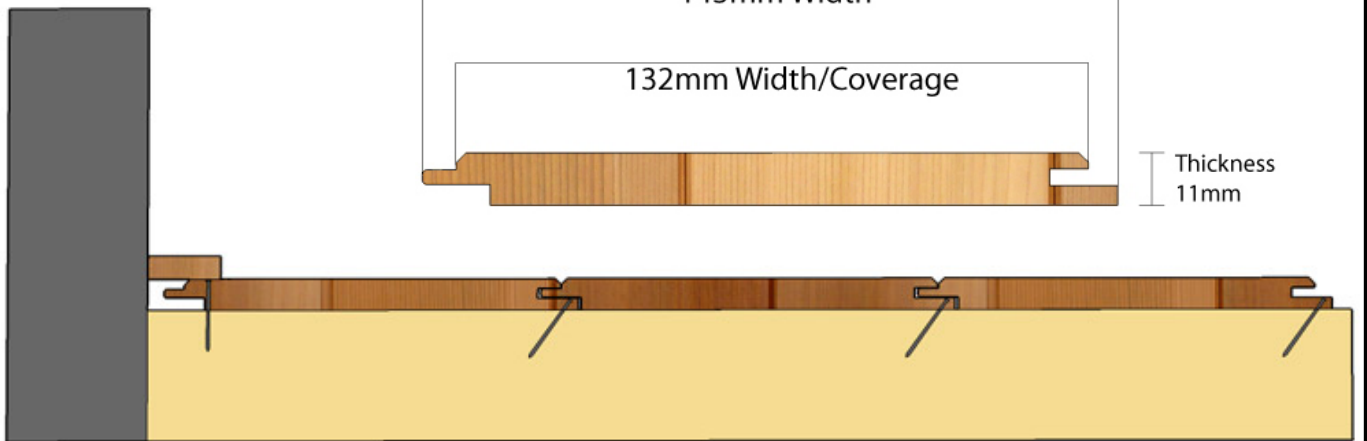
SLIMLINE



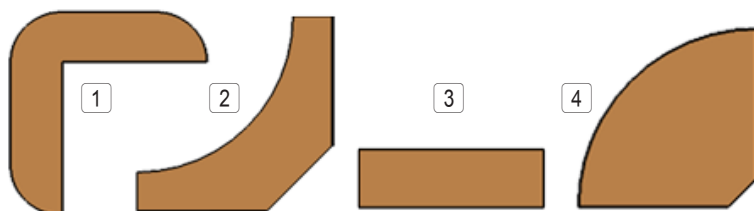
Hemlock: 98 mm wide
93 mm coverage
8 mm thickness



WIDEBOARD



MOULDINGS



Available in Cedar and Hemlock.

1. External Corner - 27 mm x 27 mm
2. Scotia - 30 mm x 30 mm
3. Cover Strip - 25 mm x 9 mm
4. Quad - 19 mm x 19 mm